

# HIGH HORSE (FORMATION) Formation Choreo by Neville Flegg

WAIT 8 beats

**ORDER INTRO A B A- B- A C A D E**

## **INTRO**

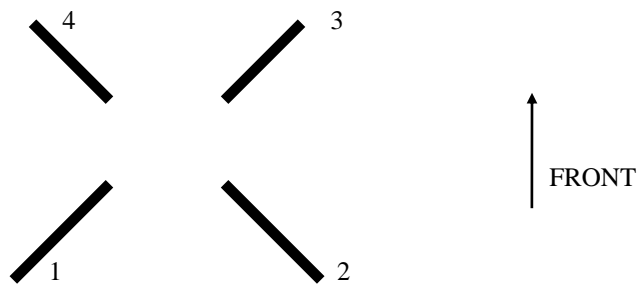
8 CLAPS & STAMPS (IN ONE LINE)

4 4 2 2 1 1 3 3



8 BASICS (WEAVE THRU TO MAKE STAR)

(4 BASICS TO MOVE INTO POSITION, THEN 4 BASICS TO FACE FRONT)



1 FANCY DOUBLE

2 KICKS

-

**PART A**

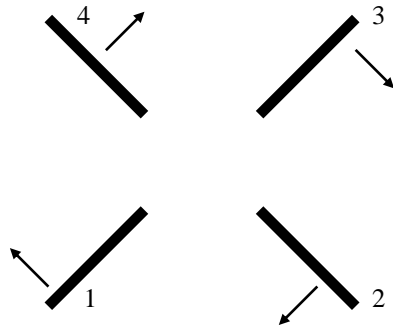
**HIGH HORSE** = (TURN ON DOUBLE BASIC)

ROW 1 - TURN TO LEFT FRONT CORNER(1/8 LEFT)

ROW 2 - TURN TO LEFT REAR CORNER(5/8 RIGHT)

ROW 3 - TURN TO RIGHT REAR CORNER(3/8 RIGHT)

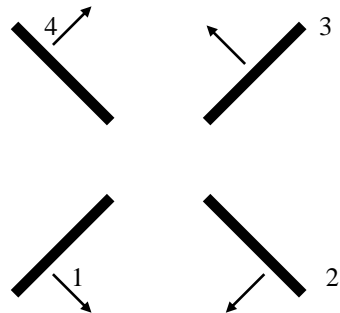
ROW 4 - TURN TO RIGHT FRONT CORNER(1/8 RIGHT)



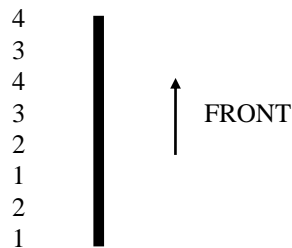
**KARATE** =

ROW 1 & 3 TURN 1/2

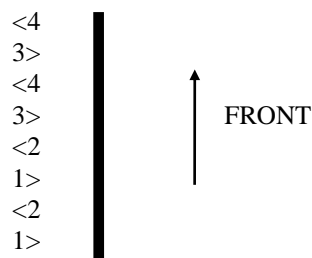
ROW 2 & 4 NO TURN



**2 TRIPLES** = ALL MOVE FORWARD INTO ONE LINE ON FIRST TRIPLE ,  
ON SECOND TRIPLE , TURN EASIEST DIRECTION TO BACK WALL .



**8 DTS** = TURN 1/2 , ODDS - LEFT , EVENS - RIGHT ,  
FROM BACK WALL TO FRONT , ALTERNATIVELY .  
eg-1 left,2 right,1 left,2 right,3 left,4 right,3 left,4 right.

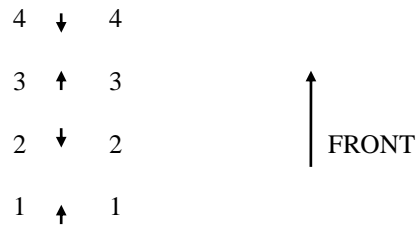


## **PART B**

**2 BASICS** = (FURTHEREST FROM FRONT MOVES UP TO JOIN HANDS)



**2 BASICS** = (ROWS 2 & 4 DO CALIFORNIA TWIRL - 1/2 , WHILE 1 & 3 ON SPOT)



**10 BASICS** = (WEAVE SECTION) ( CALIFORNIA TWIRL \* / MOVEMENT ↑ OR ↓ )

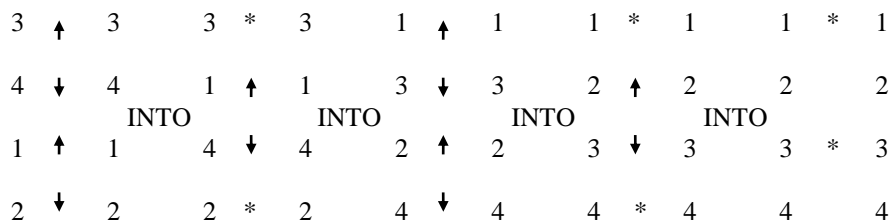
4 OVER , 3 UNDER , 2 OVER , 1 UNDER.

4 UNDER , 3 & 2 CALIFORNIA TWIRL , 1 OVER.

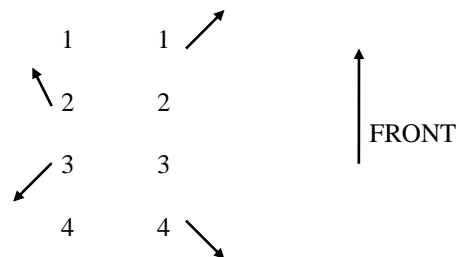
4 OVER , 3 OVER , 2 UNDER , 1 UNDER.

4 & 1 CALIFORNIA TWIRL , 3 UNDER , 2 OVER.

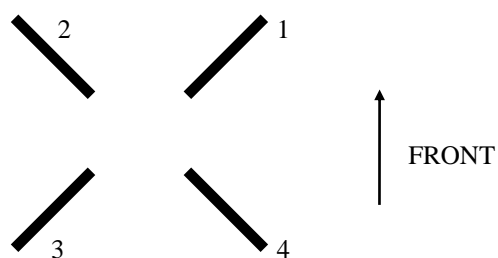
4 & 2 ON SPOT , 3 & 1 CALIFORNIA TWIRL.



**ENDS WITH ALL FACING FRONT THEN LEAD INTO STAR**



**2 BASICS** = (TO FORM STAR)



**1 FANCY DOUBLE**

**2 KICKS**

## PART A - REVERSED

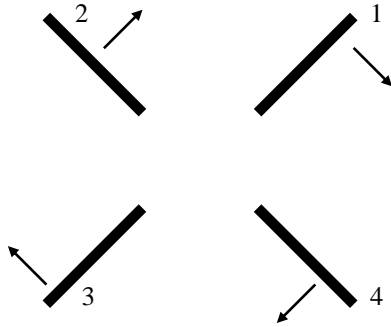
**HIGH HORSE** = (TURN ON DOUBLE BASIC)

ROW 3 - TURN TO LEFT FRONT CORNER(1/8 LEFT)

ROW 4 - TURN TO LEFT REAR CORNER(5/8 RIGHT)

ROW 1 - TURN TO RIGHT REAR CORNER(3/8 RIGHT)

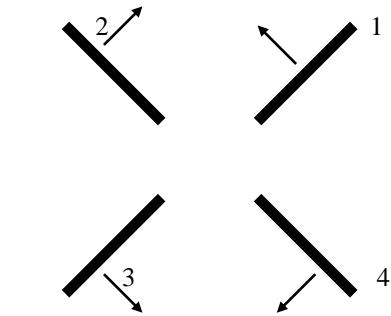
ROW 2 - TURN TO RIGHT FRONT CORNER(1/8 RIGHT)



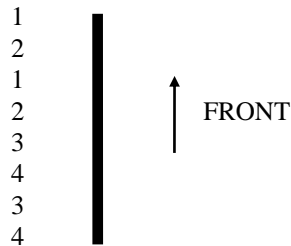
**KARATE** =

ROW 1 & 3 TURN 1/2

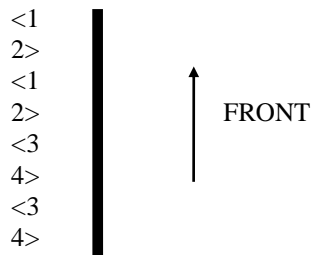
ROW 2 & 4 NO TURN



**2 TRIPLES** = ALL MOVE FORWARD INTO ONE LINE ON FIRST TRIPLE ,  
ON SECOND TRIPLE , TURN EASIEST DIRECTION TO BACK WALL .



**8 DTS** = TURN 1/2 , EVENS - LEFT , ODDS - RIGHT ,  
FROM BACK WALL TO FRONT , ALTERNATIVELY .  
eg-4 left,3 right,4 left,3 right,2 left,1 right,2 left,1 right.

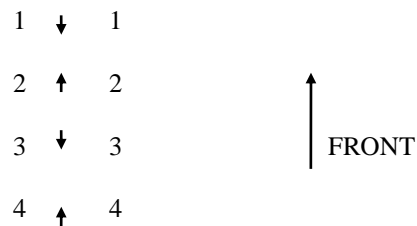


## PART B - REVERSED

**2 BASICS** = (FURTHEREST FROM FRONT MOVES UP TO JOIN HANDS)



**2 BASICS** = (ROWS 1 & 3 DO CALIFORNIA TWIRL - 1/2 , WHILE 2 & 4 ON SPOT)



**10 BASICS** = (WEAVE SECTION) ( CALIFORNIA TWIRL \* / MOVEMENT ↑ OR ↓ )

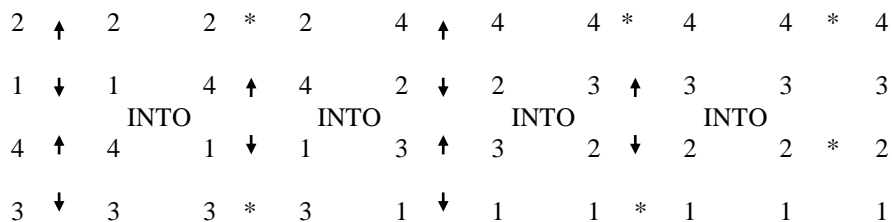
1 OVER , 2 UNDER , 3 OVER , 4 UNDER.

1 UNDER , 2 & 3 CALIFORNIA TWIRL , 4 OVER.

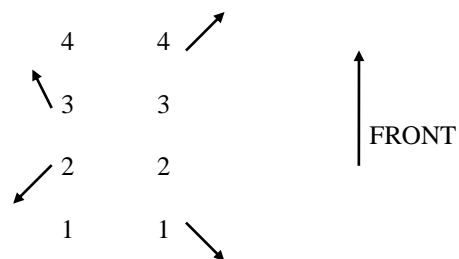
1 OVER , 2 OVER , 3 UNDER , 4 UNDER.

4 & 1 CALIFORNIA TWIRL , 2 UNDER , 3 OVER.

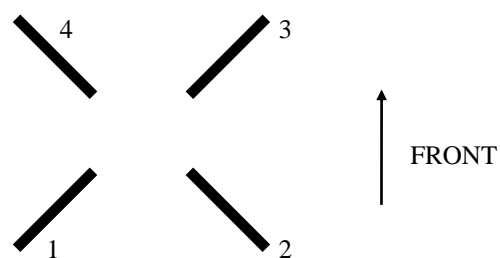
1 & 3 ON SPOT , 4 & 2 CALIFORNIA TWIRL.



**ENDS WITH ALL FACING FRONT THEN LEAD INTO STAR**



**2 BASICS** = (TO FORM STAR)

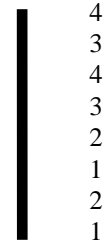


**1 FANCY DOUBLE**  
**2 KICKS**

**PART C**

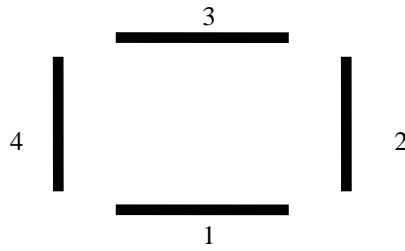
**HIGH HORSE** ( IN ONE LINE ALL FACING FRONT )

**KARATE** ( ALL TURN ½ STILL IN ONE LINE )



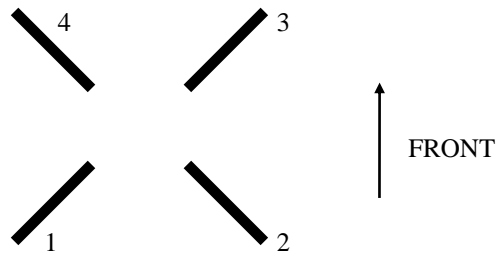
**2 TRIPLES** ( TO FORM BOX ) ( FACE INTO CENTRE )

- 4 MOVE TO SIDE
- 3 MOVE BACK
- 2 MOVE TO SIDE
- 1 MOVE BACK



**BLACK MOUNTAIN & 2 BASICS TO MAKE A BOX**

**NOTE LAST 2 BASICS TO FORM STAR AS IN PART A ( ORIGINAL )**



## PART D

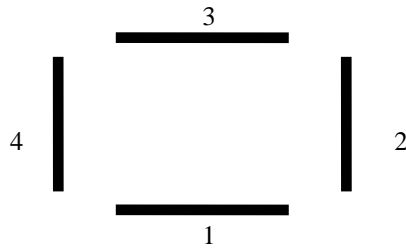
**HIGH HORSE** ( IN ONE LINE ALL FACING FRONT )

4  
3  
4  
3  
2  
1  
2  
1

**KARATE** ( ALL TURN ½ STILL IN ONE LINE )

**2 TRIPLES** ( TO FORM BOX ) ( FACE INTO CENTRE )

4 MOVE TO SIDE  
3 MOVE BACK  
2 MOVE TO SIDE  
1 MOVE BACK



**BLACK MOUNTAIN & 2 BASICS 3 TIMES ONLY THEN ADD 4 DTS**

## PART E

**FINISH WITH 56 BASICS - MAKE A BASKET, WEAVE, ETC.**